

Air medic transport service offered, as of January 1, 2022, to people with a vacation rental, rough shelter or trapping camp located in the unorganized territory (TNO) of the MRC Pontiac. However, this service excludes the territory of ZECs and outfitters. Here is some information in case of **emergency**:

Emergency phone number: 1 877 999-3322

Satellite phone number: 418 673-3322

Questions ?

Customer service
1 866 673-3838

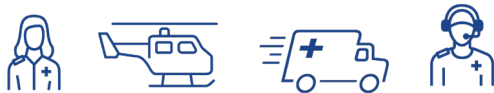
info@airmedic.net
airmedic.net

4980, airport road,
Saint-Hubert (Quebec)
J3Y 8Y9



When you call

- + Be ready to provide a telephone number where you can be reached
- + Provide GPS coordinates or any other information to identify the landing site (city, road, ZEC, etc.)
- + Make sure there is a suitable landing site nearby
- + Provide local weather details
- + Describe the medical emergency
- + Describe the patient's condition (Trauma, illness, anxiety, weight)
- + Provide patient's medical history and allergies
- + Describe the care provided on-site



NOTE: If there is an Air medic sign nearby, make sure to note the site's number located in the upper left corner. (SITE# S-78).


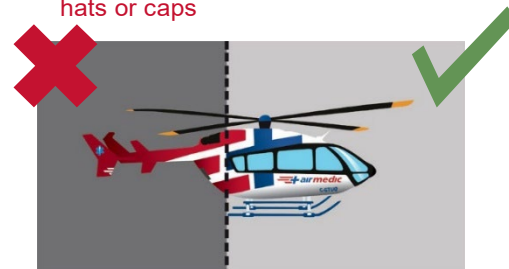


Clear the landing site

- + The landing site must be as level as possible
- + Find a large grass area without long vegetation or obstacles
- + Mark the 4 corners of the site, ideally with bright orange objects anchored in the ground
- + If necessary, block and secure traffic and keep any onlookers at a distance
- + Put away any object, loose or secured, that could be blown away by the helicopter (materials, garbage can, debris, etc.)

Safety Approach

- + **ATTENTION: NEVER APPROACH THE AIRCRAFT WHILE THE ROTORS ARE MOVING AND WAIT FOR THE CREW TO COME TO YOU**
- + Maintain visual contact with the pilot at all times and wait for their permission to approach the aircraft
- + Once you receive permission from the pilot, approach the helicopter from the security zones
- + Avoid loose-fitting clothing and unsecured hats or caps



as close as possible to the patient

- + Do not smoke or do not carry anything in your hand
- + Take note of slopes; always approach uphill and retreat downhill
- + Maintain a crouching position
- + Remember : noise can make communication difficult
- + Lors de l'atterrissage ou du décollage de l'hélicoptère, Protégez vos yeux contre le sable ou petits débris projetés par le souffle important de l'appareil



Getting the patient ready for evacuation

- + Keep the injured person on their back, at least 150 feet (45 meters) from the landing site
- + Keep the patient warm
- + Protect the patient's eyes
- + Stay with the patient at all times

Night Operations

- + Use flashlights, devices screens or other light sources to signal your position to the helicopter pilot
- + Reduce fire hazard by not using fire or flares
- + Turn off as many light sources as possible as the helicopter approach for landing.

ATTENTION!

- Never point a light source directly at the moving helicopter
- Never approach the helicopter before it is fully stopped